

NOTES:

- CONSTRUCTION SHALL CONFORM TO THE LATEST EDITION OF THE PUBLIC WORKS CONSTRUCTION STANDARDS, NORTH CENTRAL TEXAS.
- ALL JOINTS SHALL BE CONSIDERED SUBSIDIARY TO ALL PAVING ITEMS.
- FOR PLACING OF CONCRETE PAVEMENT REFER TO ITEM 303.5.5.
- FOR MAXIMUM SLUMP OF CONCRETE FOR PAVEMENT REFER TO ITEM 303.4.4.

PORTLAND CEMENT CONCRETE PAVEMENT

- STANDARD SPECIFICATIONS ITEM 303.2.1.3 - 'COARSE AGGREGATES' SHALL BE AMENDED THE FIRST SENTENCE IS DELETED AND REPLACED AS FOLLOWS "COARSE AGGREGATES SHALL BE 100% CRUSHED STONE"
- STANDARD SPECIFICATIONS ITEM 303 SHALL BE AMENDED AS FOLLOWS:
 - ITEM 303.2.4. FLY ASH IS ALLOWED MAX 20% BY WEIGHT
 - ITEM 303.2.5 SHALL BE DELETED. NO MINERAL FILLER IS ALLOWED
 - ITEM 303.2.6 SHALL BE DELETED. NO FIBROUS REINFORCEMENT ALLOWED

- STANDARD SPECIFICATIONS ITEM 303 SHALL BE AMENDED TO INCLUDE THE FOLLOWING:

- ALL EQUIPMENT NECESSARY TO CONSTRUCT CONCRETE PAVEMENT SHALL BE APPROVED BY THE OWNER PRIOR TO STARTING THE PAVING OPERATION. PAVING EQUIPMENT REQUIREMENTS ARE AS FOLLOWS:

- SIDEWALKS LESS THAN 8' IN WIDTH**
NO PAVING MACHINE REQUIRED. STINGER VIBRATORS AND METAL STRAIGHT EDGES SHALL BE USED TO CONSOLIDATE THE CONCRETE.
- SIDEWALKS 8' IN WIDTH OR WIDER**
VIBRATING SCREED WITH TWO HAND HELD STINGER VIBRATORS SHALL BE USED TO CONSOLIDATE THE CONCRETE.

- CONCRETE FINISH**
SIDEWALK TO BE LIGHT BROOM FINISH.

CONCRETE TEMPERATURES

- MAY 1 THROUGH SEPTEMBER 30
- ALL MIXES AND MIX DESIGNS SHALL INCLUDE A RETARDING AGENT.
 - CONCRETE TEMPERATURE PRIOR TO PLACEMENT SHALL NOT EXCEED 95°F, (35°C).
 - THE TIME INTERVAL (FROM ADDITION OF INITIAL WATER):

AGITATED CONCRETE

90°F OR ABOVE	(32.2°C)	45 MINUTES
75°F TO 89°F	(23.9° TO 31.6°C)	60 MINUTES
35°F TO 74°F	(1.6° TO 23.3°C)	90 MINUTES

NON AGITATED CONCRETE

80°F OR ABOVE	(26.6°C)	15 MINUTES
35°F TO 79°F	(1.6° TO 26.1°C)	30 MINUTES

OCTOBER 1 THROUGH APRIL 30

- CONCRETE TEMPERATURE PRIOR TO PLACEMENT SHALL NOT EXCEED 95°F, (35°C).
- THE TIME INTERVAL (FROM ADDITION OF INITIAL WATER):

AGITATED CONCRETE

90°F OR ABOVE	(32.2°C)	45 MINUTES
75°F TO 89°F	(23.9° TO 31.6°C)	60 MINUTES
35°F TO 74°F	(1.6° TO 23.3°C)	90 MINUTES

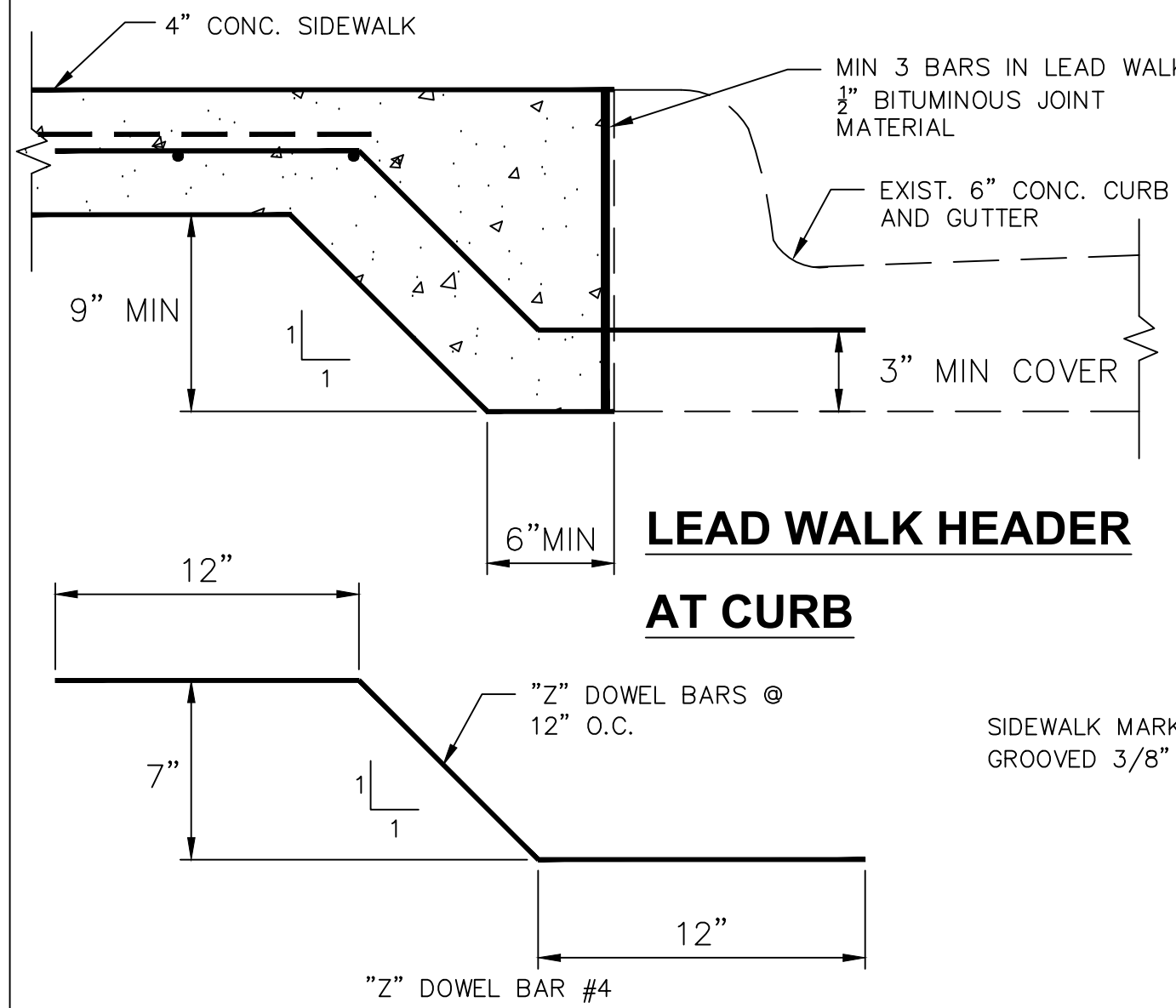
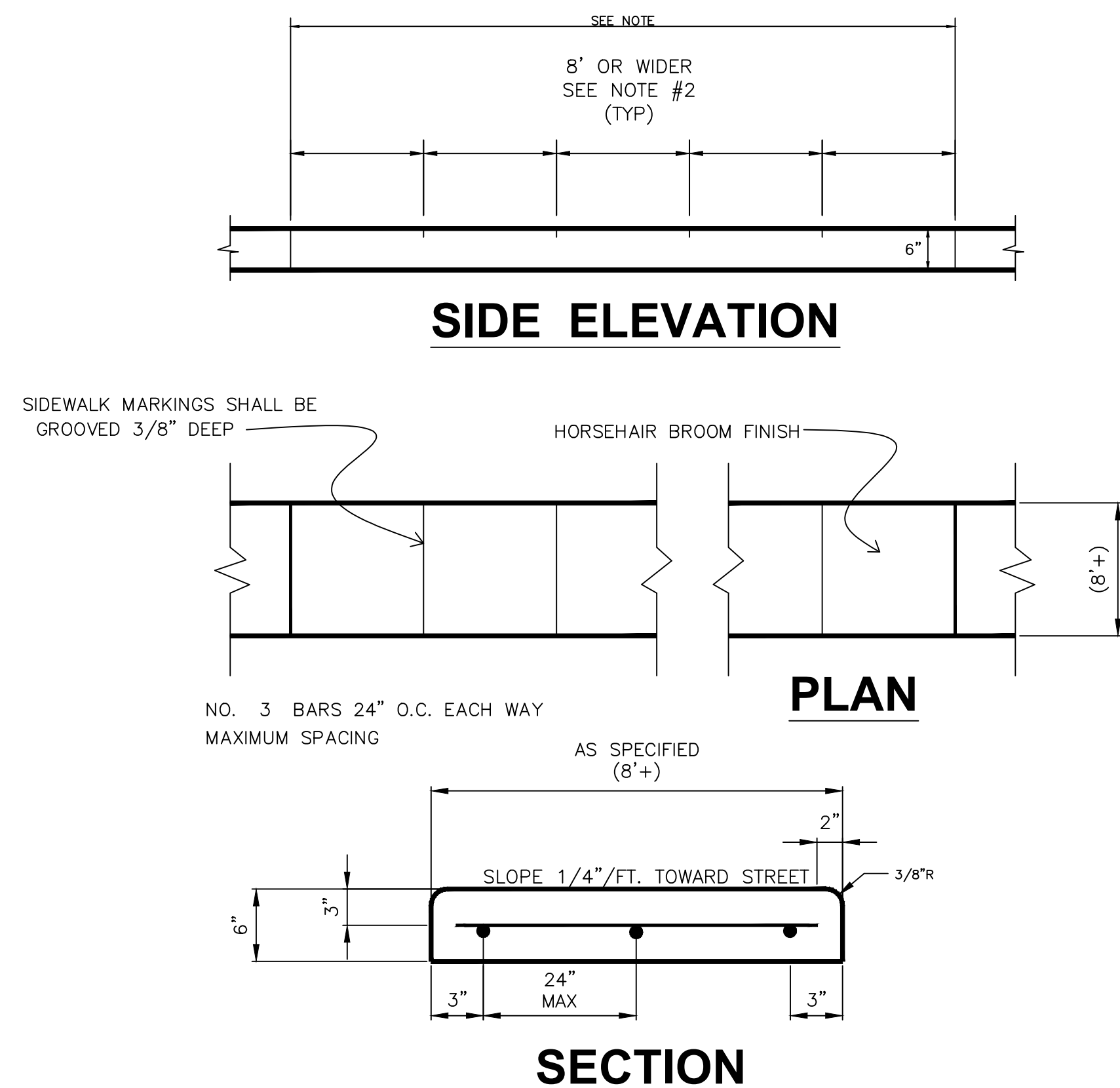
NON AGITATED CONCRETE

80°F OR ABOVE	(26.6°C)	15 MINUTES
35°F TO 79°F	(1.6° TO 26.1°C)	30 MINUTES

SEE SHEET C-12 FOR BARRIER FREE RAMP DETAILS

CONCRETE SIDEWALK DETAIL FOR SIDEWALKS 8' OR WIDER

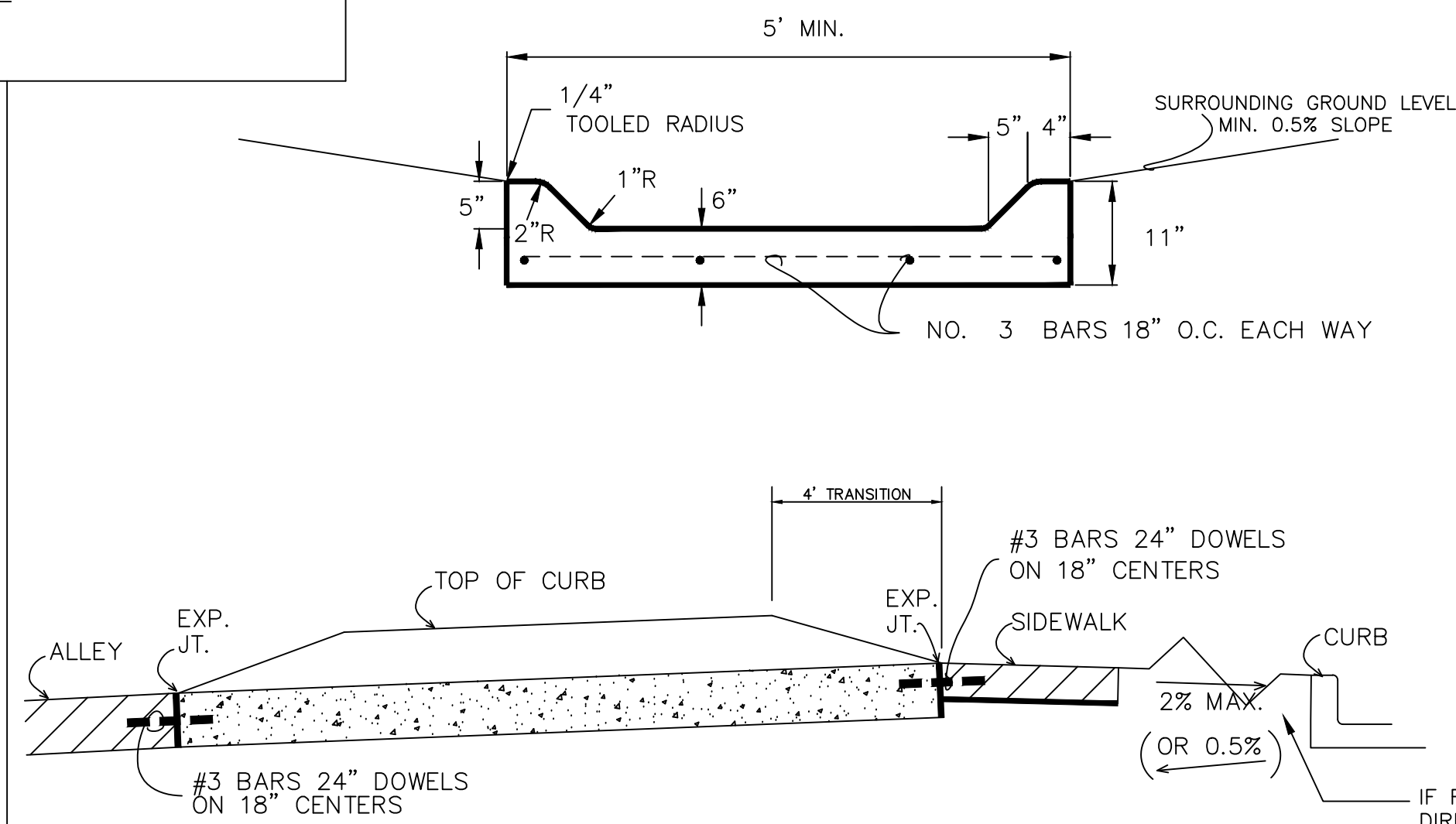
- 1/2" EXPANSION JOINTS SHALL BE SPACED AT 60' MAXIMUM INTERVALS, OR AS OTHERWISE SPECIFIED. JOINTS SHALL BE REDWOOD WITH FIVE (5) #3 2' SLIP DOWELS WITH END CAPS AT EQUAL SPACING.
- TOOL GROOVE EVERY 8' ON 8' WALKS.
- SIDEWALKS SHALL BE CLASS "A" CONCRETE.
- WHEN CONCRETE WALK IS ADJACENT TO EXISTING CONCRETE, DEPTH OF BITUMINOUS EXPANSION JOINT FILLER SHALL BE SUFFICIENT TO PREVENT CONCRETE TO CONCRETE CONTACT BETWEEN WALK AND CONCRETE. WHEN SIDEWALK IS LOCATED AT THE BACK OF CURB THE NO. 3 REBAR AT 24" O.C. FOR THE SIDEWALK SHOULD EXTEND TO A DEPTH OF APPROXIMATELY 3" INTO THE BACK OF THE CURB AND SHOULD BE ANCHORED IN PLACE WITH EPOXY RESIN.
- SIDEWALK SUBGRADE SHALL BE COMPACTED TO MINIMUM 95% STANDARD PROCTOR DENSITY.
- A MAXIMUM OF 1" OF SAND MAY BE USED FOR LEVEL UP ONLY.
- NO "WHIRLY BIRD" TYPE FINISHING MACHINES WILL BE ALLOWED.
- SEAL ALL JOINTS WITH GRAY RUBBERIZED SEALANT.



- 1/2" EXPANSION JOINTS SHALL BE SPACED AT 60' MAXIMUM INTERVALS, OR AS OTHERWISE SPECIFIED. JOINTS SHALL BE REDWOOD WITH THREE (3) #3 2' SLIP DOWELS WITH END CAPS AT EQUAL SPACING.
- TOOL GROOVE EVERY 5' ON 5' WALKS AND EVERY 4' ON 4' WALKS.
- SIDEWALKS SHALL BE CLASS "A" CONCRETE.
- WHEN CONCRETE WALK IS ADJACENT TO EXISTING CONCRETE, DEPTH OF BITUMINOUS EXPANSION JOINT FILLER SHALL BE SUFFICIENT TO PREVENT CONCRETE TO CONCRETE CONTACT BETWEEN WALK AND CONCRETE. WHEN SIDEWALK IS LOCATED AT THE BACK OF CURB THE NO. 3 REBAR AT 24" O.C. FOR THE SIDEWALK SHOULD EXTEND TO A DEPTH OF APPROXIMATELY 3" INTO THE BACK OF THE CURB AND SHOULD BE ANCHORED IN PLACE WITH EPOXY RESIN.
- SIDEWALK SUBGRADE SHALL BE COMPACTED TO MINIMUM 95% STANDARD PROCTOR DENSITY.
- A MAXIMUM OF 1" OF SAND MAY BE USED FOR LEVEL UP ONLY.
- NO "WHIRLY BIRD" TYPE FINISHING MACHINES WILL BE ALLOWED.

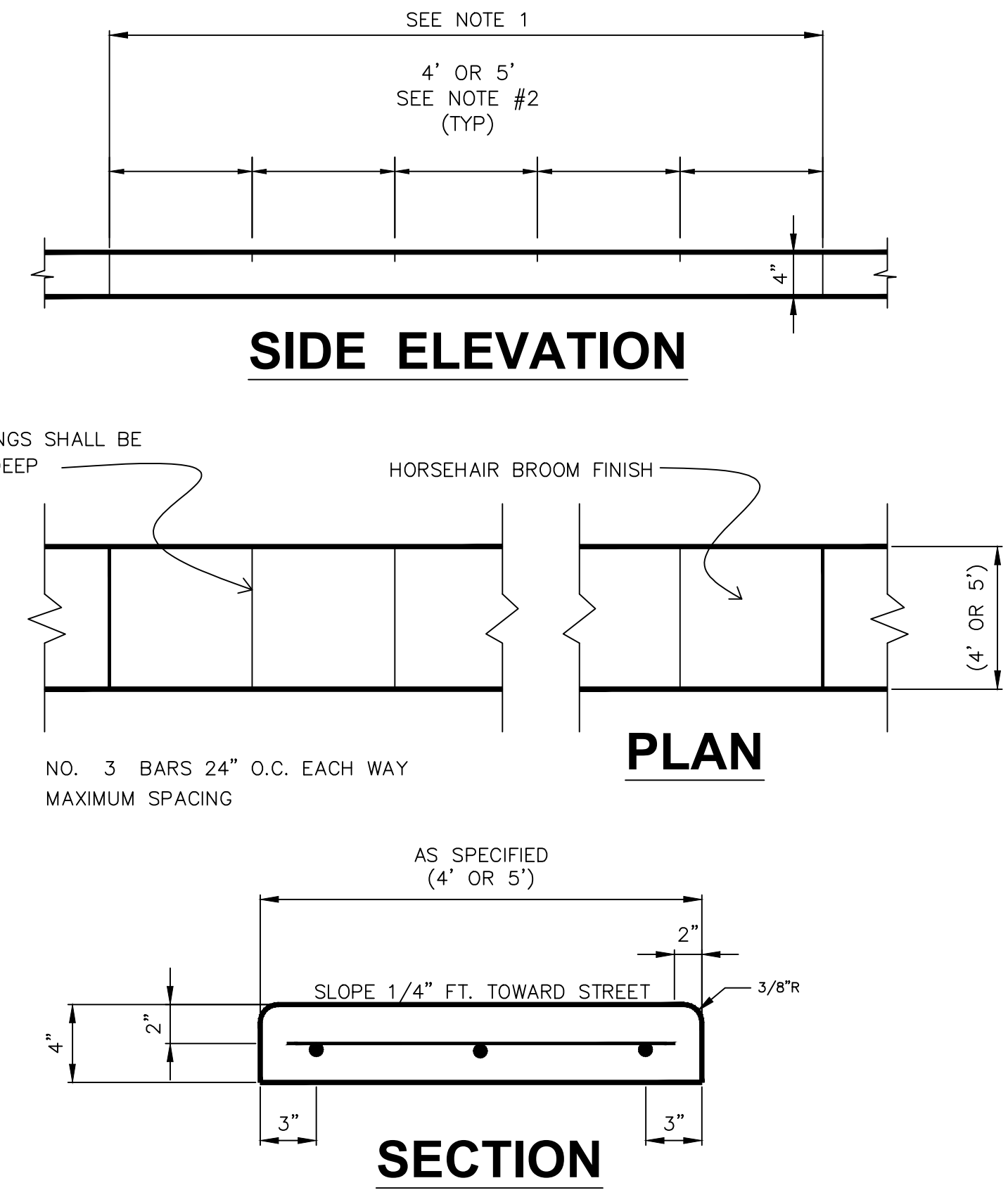
FLUME DETAIL

(FOR POSITIVE OVERFLOW)

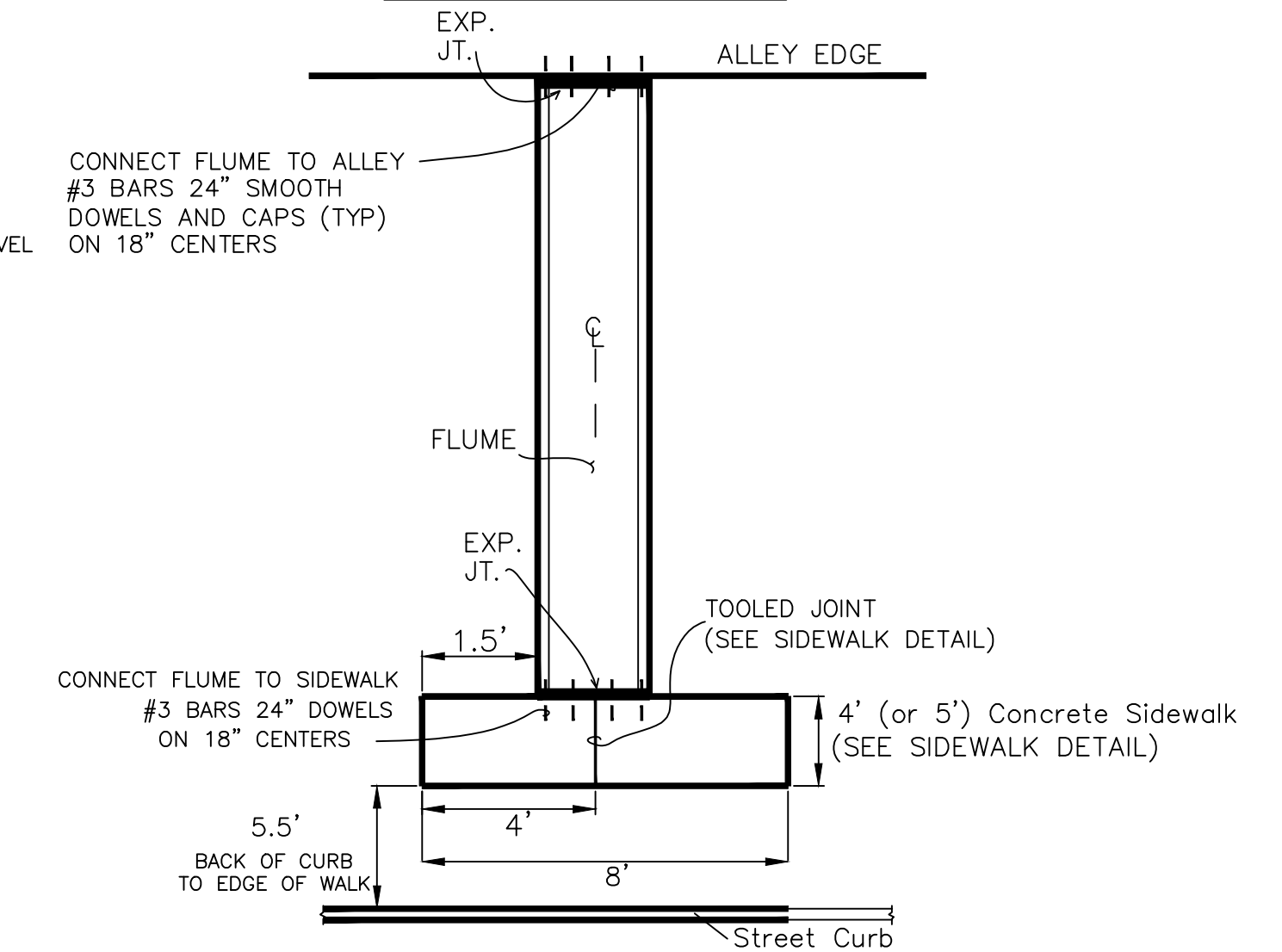


- FLUMES LOCATED BETWEEN RESIDENTIAL LOTS SHALL TIE TO ALLEY AND SIDEWALK.
- FLUMES SHALL BE CLASS "A" CONCRETE WITH EXPOSED AGGREGATE FINISH (1" - #4 LATTIMORE RIVER GRAVEL OR EQUAL).
- 1/2" EXPANSION JOINTS SHALL BE SPACED 60' MAX. INTERVALS, OR AS SPECIFIED AND JOINTS SHALL BE REDWOOD WITH THREE (3) #3 2' SLIP DOWELS WITH THE END CAPS AT EQUAL SPACING AND SEALED.
- FLUME AND SIDEWALK SUBGRADE SHALL BE COMPACTED TO 95% STANDARD PROCTOR DENSITY.
- 1/4" SAW JOINTS SHALL BE SPACED AT 20' MAX. INTERVALS.
- AN 8' LONG SECTION OF 4' (OR 5') WIDE SIDEWALK WILL BE CONSTRUCTED, AND CONNECTED, WITH THE FLUME THE SIDEWALK WILL HAVE A STANDARD SIDEWALK FINISH (NOT EXPOSED AGGREGATE).
- FLUMES ARE TO BE CONSTRUCTED TO PROVIDE POSITIVE OVERFLOW DRAINAGE ACCORDING TO THE FOLLOWING:
LOW POINT INLET IN STREET: FLUME TO SLOPE FROM STREET TO ALLEY.
LOW POINT INLET IN ALLEY: FLUME TO SLOPE FROM ALLEY TO STREET.
- MINIMUM SLOPE OF FLUME TO BE 0.5% (REFER TO DRAINAGE PLAN).
- WHERE INLETS ARE CLOSER THAN 6 INCHES FROM SIDEWALK, THE SIDEWALK SHOULD BE WIDENED TO ABUT AGAINST THE INLET.

CONCRETE SIDEWALK DETAIL



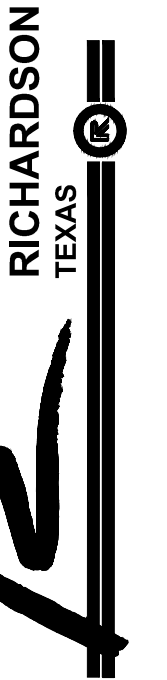
FLUME PLAN



Revisions:

City of Richardson
411 W. Arapaho Road
Suite 204
Richardson, Texas 75080
voice: 972 744-4280
fax: 972 744-5804

Drawn By: RGB
Checked By: COR



**STANDARD
DETAILS**
City of Richardson, Texas

NO ADDITIONS OR CHANGES TO STANDARD DETAIL SHEETS UNLESS APPROVED BY CITY OF RICHARDSON

24"x36" Scale: NTS

11"x17" Scale: NTS

Vertical Scale: NA

Project Number: XXX

Issue Date: 12 JAN 15

Sheet Title:

**SIDEWALK/
FLUME**

Sheet No.:

C-11