



CAPITAL IMPROVEMENT PLAN UPDATE

City Council Briefing: June 20, 2022

CITY COUNCIL GOALS

- Strategy: Maintain strong fund balance and bond rating
- Strategy: Value, protect, and create a positive return on City, resident, and other stakeholder investments in the City
- Tactic: Develop multi-year capital improvement plan; update annually
- Tactic: Continue to build on multi-year infrastructure maintenance strategies



PRESENTATION OVERVIEW

- Capital Improvement Plan (CIP) Update
 - Streets
 - FY22 Annual Maintenance Program Plan Status
 - FY23 Annual Maintenance Program Plan
 - FY22 Capital Improvement Plan Status & FY23 Capital Improvement Plan
 - Alleys
 - FY22 Annual Maintenance Program Plan Status
 - FY23 Annual Maintenance Program Plan
 - FY22 Capital Improvement Plan Status & FY23 Capital Improvement Plan
 - Sidewalks
 - Facilities
 - FY22 Annual Maintenance Program Plan Status
 - FY23 Annual Maintenance Program Plan
 - FY22 Capital Improvement Plan Status & FY23 Capital Improvement Plan
- Next Steps

STREET MAINTENANCE CYCLE

- Many street and alley needs are being addressed in conjunction with 2015 Bond Program & 2021 Bond Program.
- The condition of the streets and alleys not addressed by bond program dictate the appropriate provisional maintenance strategy.
- Street Conditions:
 - Good
 - Satisfactory
 - Fair
 - Poor



FY22 ANNUAL STREET MAINTENANCE PROGRAM PLAN STATUS

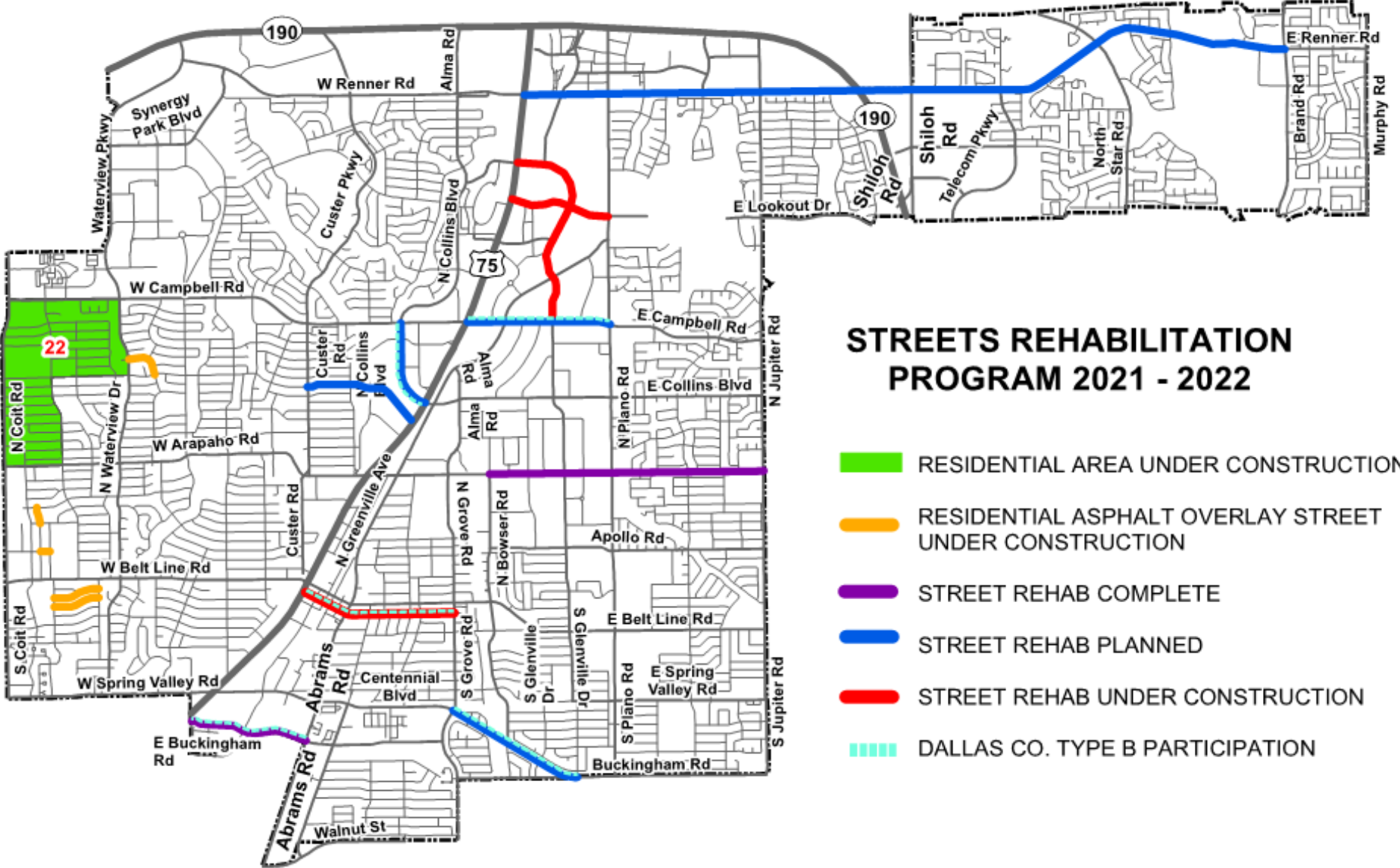
City Council Briefing: June 20, 2022

FY22 ANNUAL STREET MAINTENANCE PROGRAM PLAN STATUS

	FY 19/20	FY20/21	FY21/22
Preventative Maintenance- Grade Leveling / Sealing*	\$150,000 (0.10)	\$173,000 (0.11)	\$411,000 (0.25)
Arterial Street Repair Program*	\$600,000 (0.39)	\$600,000 (0.39)	\$530,000 (0.32)
Collector Street Repair Program*	\$1,810,000 (1.18)	\$2,105,000 (1.37)	\$1,266,000 (0.76)
Neighborhood Street Repair Program*	\$815,000 (0.53)	\$500,000 (0.33)	\$1,265,000 (0.76)
Streets Operations	\$340,000	\$340,000	\$340,000
Asphalt Overlay Program*	\$465,000 (0.30)	\$462,000 (0.30)	\$693,000 (0.41)
Total	\$4,180,000 2.50 + Op	\$4,180,000 2.50 + Op	\$4,505,000 2.50 + Op

*Penny Tax program
(x.xx) = portion of property tax allocation

FY22 ANNUAL STREET MAINTENANCE PROGRAM PLAN STATUS



FY23 ANNUAL STREET MAINTENANCE PROGRAM PLAN

City Council Briefing: June 20, 2022

FY23 ANNUAL STREET MAINTENANCE PROGRAM PLAN

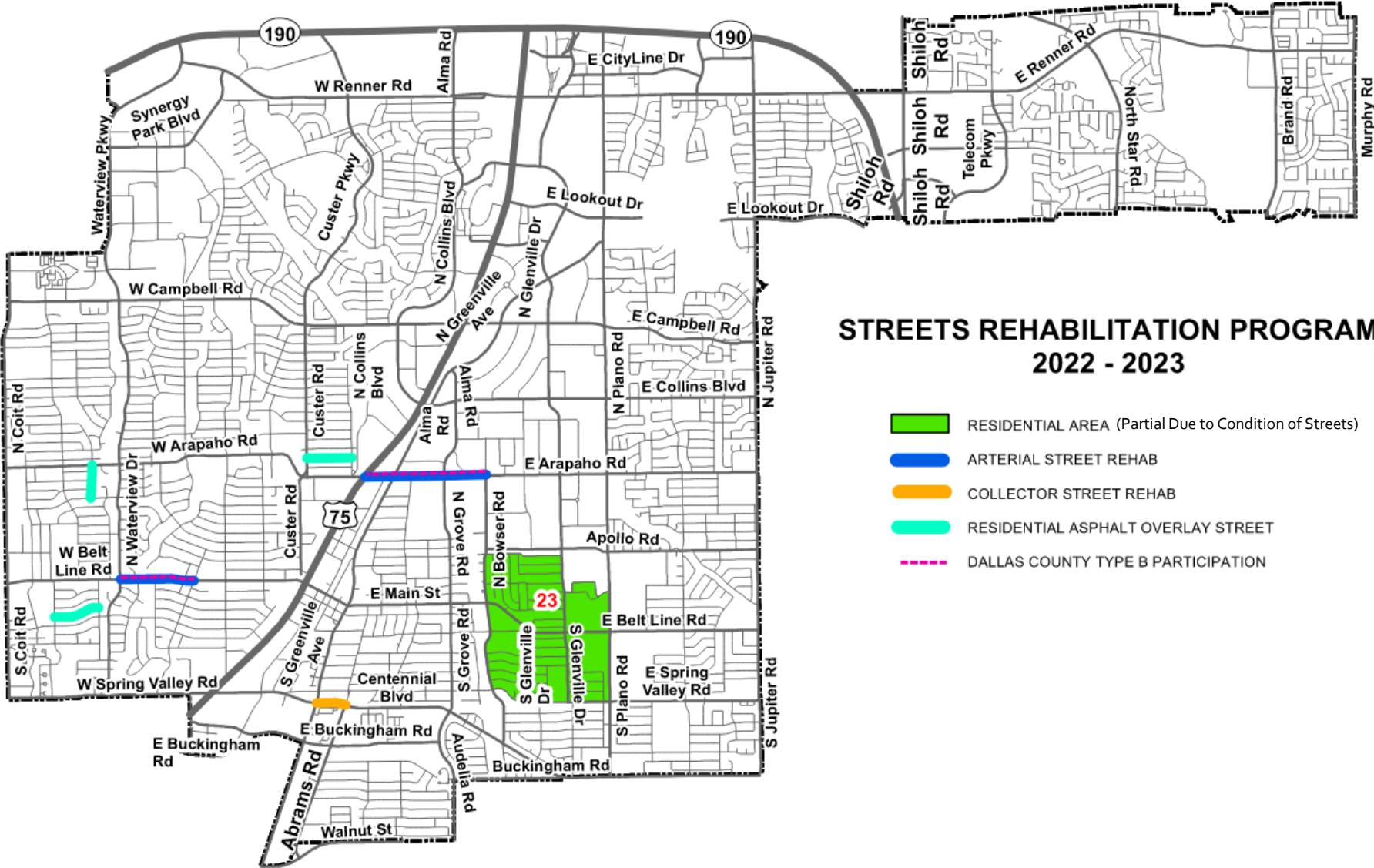
	FY 19/20	FY20/21	FY21/22	FY22/23 (Proposed)
Preventative Maintenance- Grade Leveling / Sealing*	\$150,000 (0.10)	\$173,000 (0.12)	\$411,000 (0.25)	\$461,000 (0.28)
Arterial Street Repair Program*	\$600,000 (0.39)	\$600,000 (0.39)	\$530,000 (0.32)	\$1,134,500*** (0.70)
Collector Street Repair Program*	\$1,810,000 (1.18)	\$2,105,000 (1.27)	\$1,266,000 (0.76)	\$355,000 (0.22)
Neighborhood Street Repair Program*	\$815,000 (0.53)	\$500,000 (0.43)	\$1,265,000 (0.76)	\$1,652,000** (1.01)
Streets Operations	\$340,000	\$340,000	\$340,000	\$430,000
Asphalt Overlay Program*	\$465,000 (0.30)	\$462,000 (0.29)	\$693,000 (0.41)	\$472,500 (0.29)
Total	\$4,180,000 2.50 + Op	\$4,180,000 2.50 + Op	\$4,505,000 2.50 + Op	\$4,505,000 2.50 + Op

*Penny Tax
program
(x.xx) =
portion of
property tax
allocation

**\$472,500 of FY22 penny tax savings due to Dallas County Type B Road Maintenance participation will be used for a total of \$2,124,500 for Neighborhood 23

***\$984,500 of FY23 Dallas County Type B Road Maintenance participation in addition to penny tax funds shown for total of \$2,119,000 for arterials

FY23 ANNUAL STREET MAINTENANCE PROGRAM PLAN

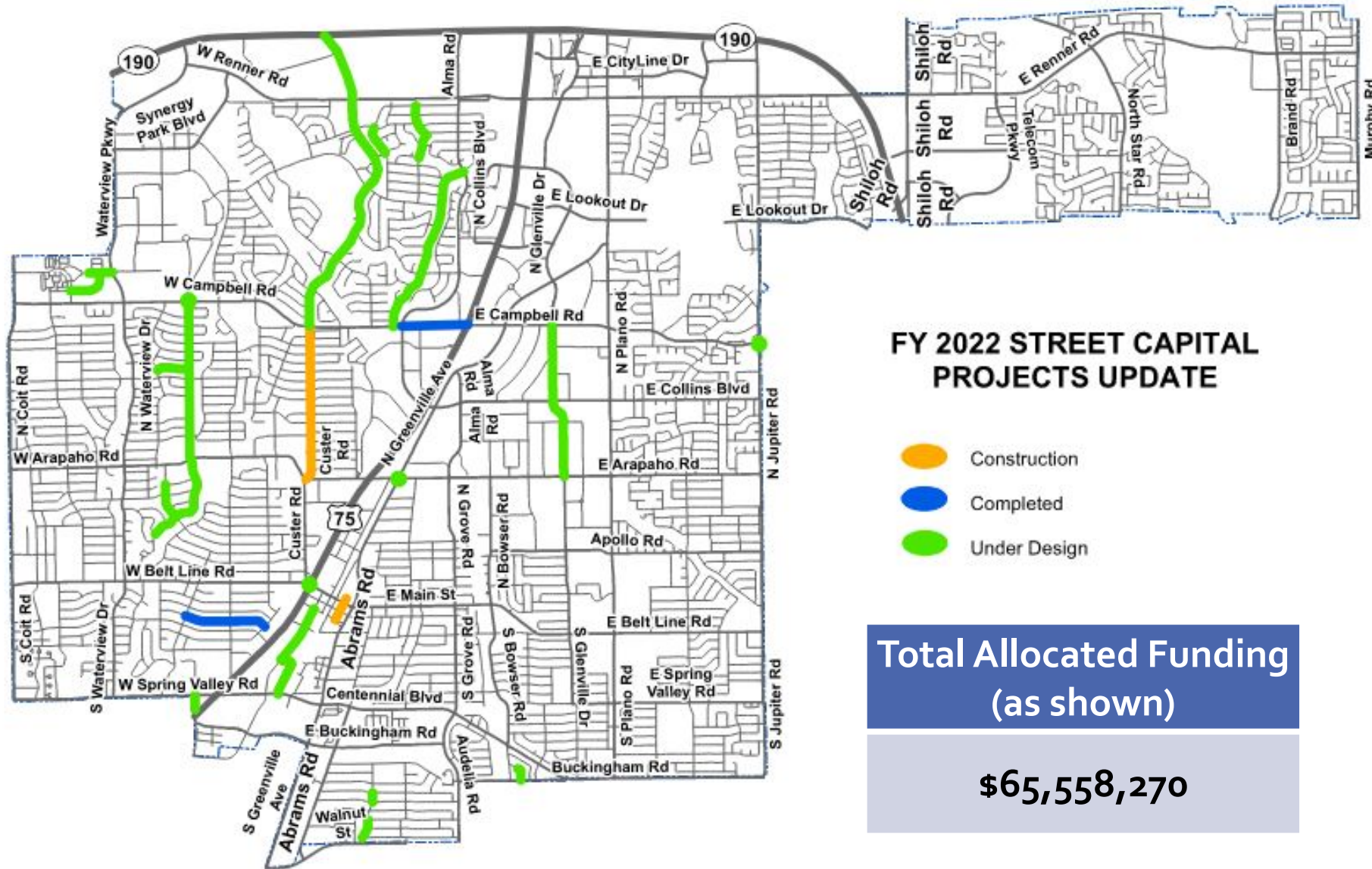


STREET CAPITAL PLAN STATUS

JUNE 2022

City Council Briefing: June 20, 2022

STREET CAPITAL PLAN STATUS – JUNE 2022



WEST PRAIRIE CREEK DRIVE ESTIMATED SCHEDULE AND COSTS

Project Schedule

- Open House (Complete) June 2021
- Design (Complete) Spring 2022
- Council Award Summer 2022
- Begin Construction Summer 2022
- Complete Construction Summer 2023

Project Costs

- Design \$690,000
- Construction \$7,608,000
- Materials Testing \$120,000

Estimated Project Cost: \$8,418,000

GLENVILLE DRIVE ESTIMATED SCHEDULE AND COSTS

PROJECT SCHEDULE

- Open House (Complete) January 2022
- Complete Design Spring 2022
- City Council Award Fall 2022
- Begin Construction Fall 2022
- Complete Construction Spring 2024

PROJECT COSTS

- Design: \$ 2.07 M
- Construction: \$ 20.20 M
- Materials Testing: \$ 0.33 M
- In House Project Delivery (County): \$ 0.15 M

Estimated project cost: \$ 22.75 M

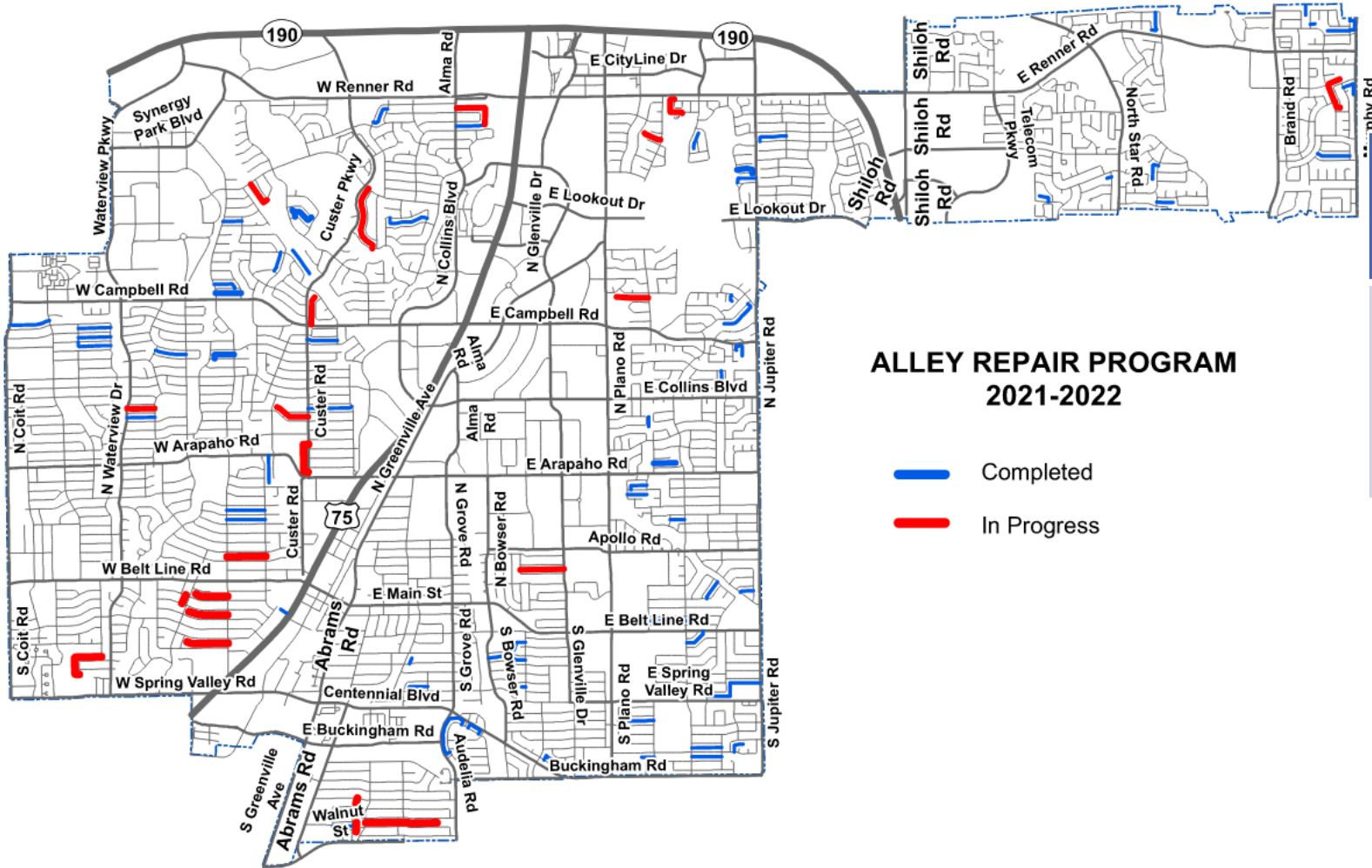
FY23 STREET CAPITAL PLAN

City Council Briefing: June 20, 2022

FY22 ANNUAL ALLEY MAINTENANCE PROGRAM PLAN STATUS

City Council Briefing: June 20, 2022

FY22 ANNUAL ALLEY MAINTENANCE PROGRAM PLAN STATUS



	FY 19/20	FY20/21	FY21/22
Alley Repair Program *	\$1,536,000 (1.00)	\$1,536,000 (1.00)	\$1,798,000 (1.00)

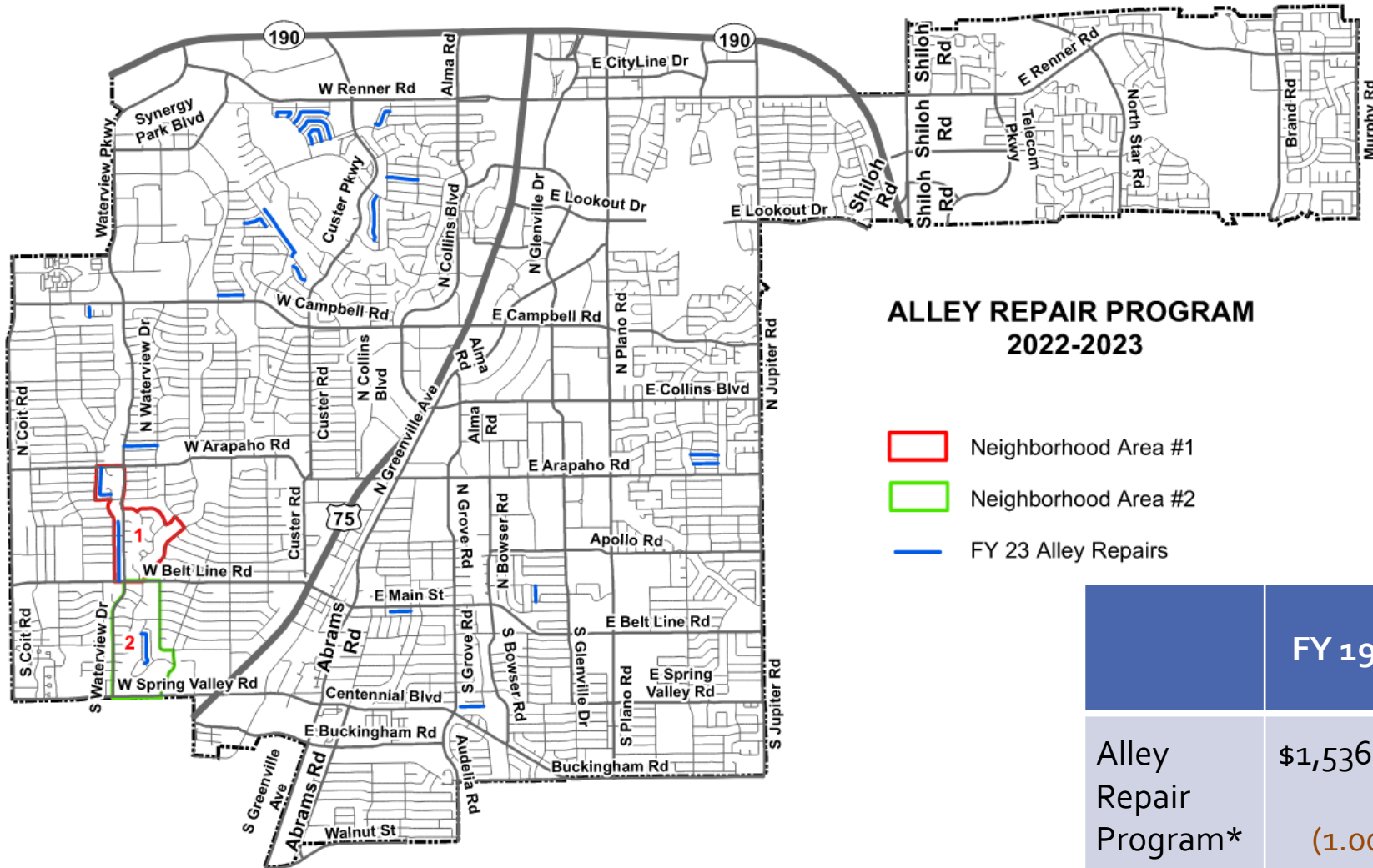
*Penny Tax program

(x.xx) = portion of property tax allocation

FY23 ANNUAL ALLEY MAINTENANCE PROGRAM PLAN STATUS

City Council Briefing: June 20, 2022

FY23 ANNUAL ALLEY MAINTENANCE PROGRAM PLAN STATUS



ALLEY REPAIR PROGRAM 2022-2023

- Neighborhood Area #1
- Neighborhood Area #2
- FY 23 Alley Repairs

*Penny Tax program

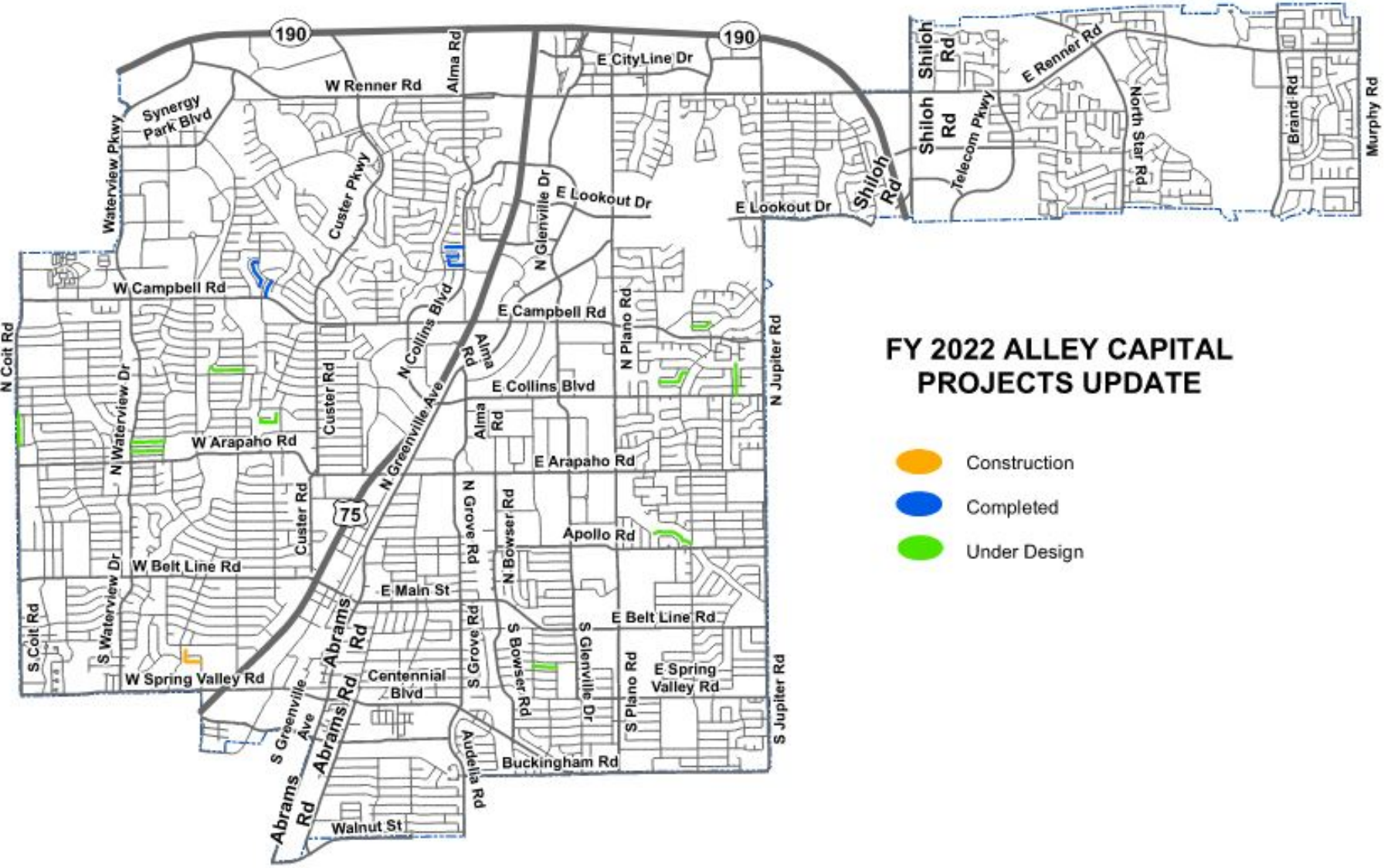
(x.xx) = portion of property tax allocation

	FY 19/20	FY20/21	FY21/22	FY 22/23 (Proposed)
Alley Repair Program*	\$1,536,000 (1.00)	\$1,536,000 (1.00)	\$1,798,000 (1.00)	\$1,798,000 (1.00)

ALLEY CAPITAL PLAN STATUS – JUNE 2022

City Council Briefing: June 20, 2022

ALLEY CAPITAL PLAN STATUS – JUNE 2022



FY 2022 ALLEY CAPITAL PROJECTS UPDATE

- Construction
- Completed
- Under Design

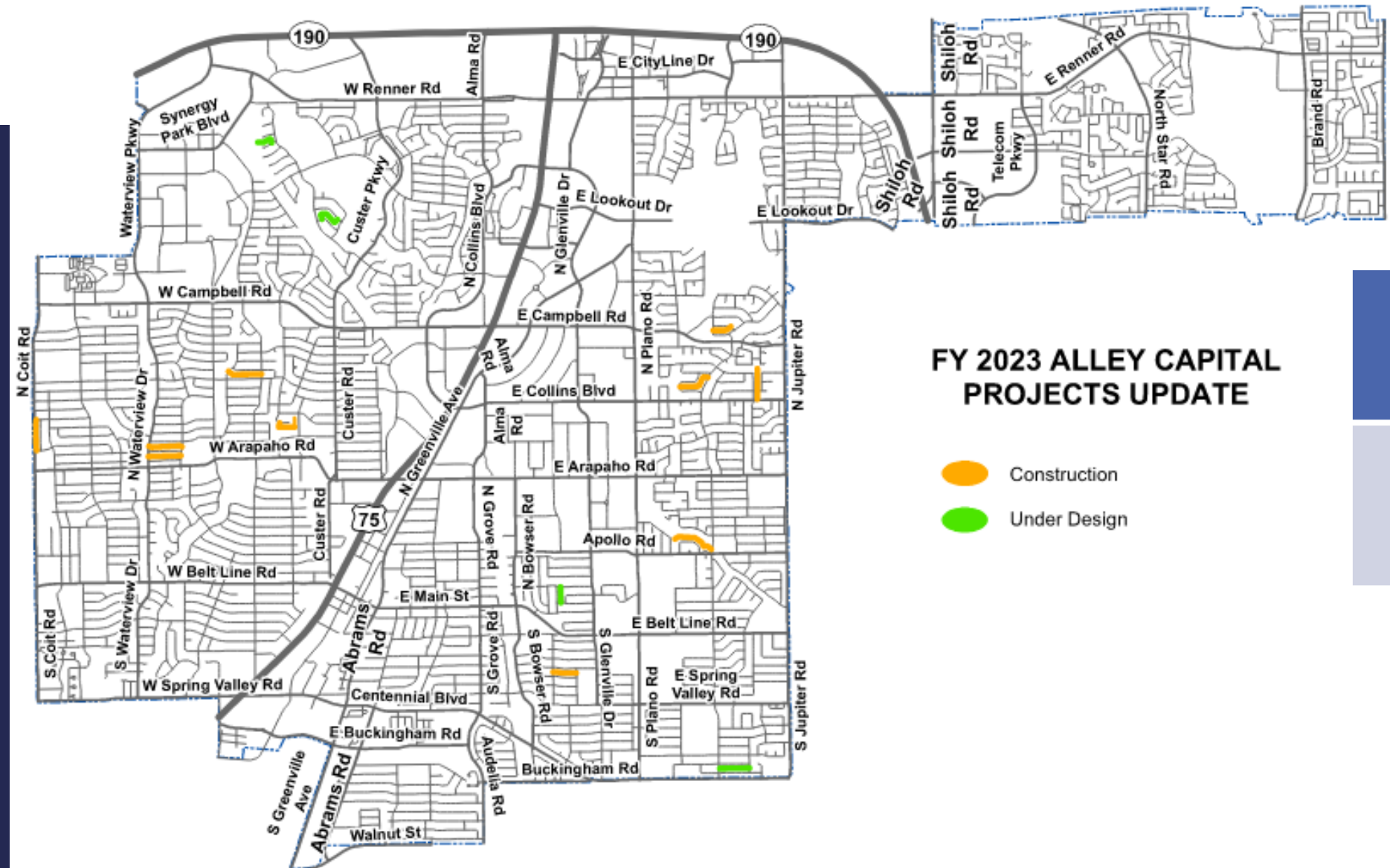
Total Allocated Funds (as shown)

\$548,000

FY23 ALLEY CAPITAL PLAN

City Council Briefing: June 20, 2022

FY23 ALLEY CAPITAL PLAN



FY 2023 ALLEY CAPITAL PROJECTS UPDATE

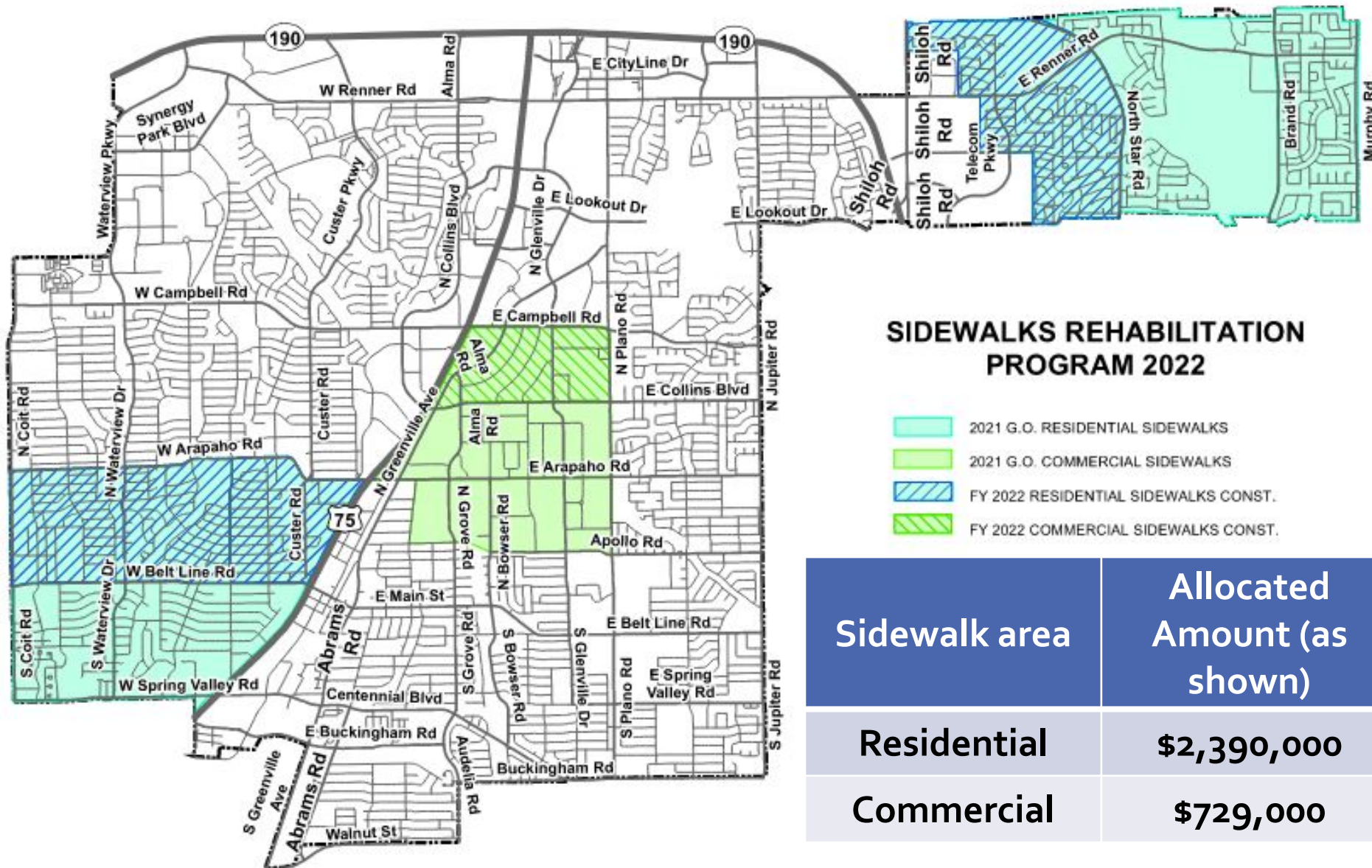
- Construction
- Under Design

Previously Allocated Amount	FY23 Allocation
\$548,000	\$2,874,000

SIDEWALK CAPITAL PLAN STATUS – JUNE 2022

City Council Briefing: June 20, 2022

SIDEWALK CAPITAL PLAN STATUS – JUNE 2022

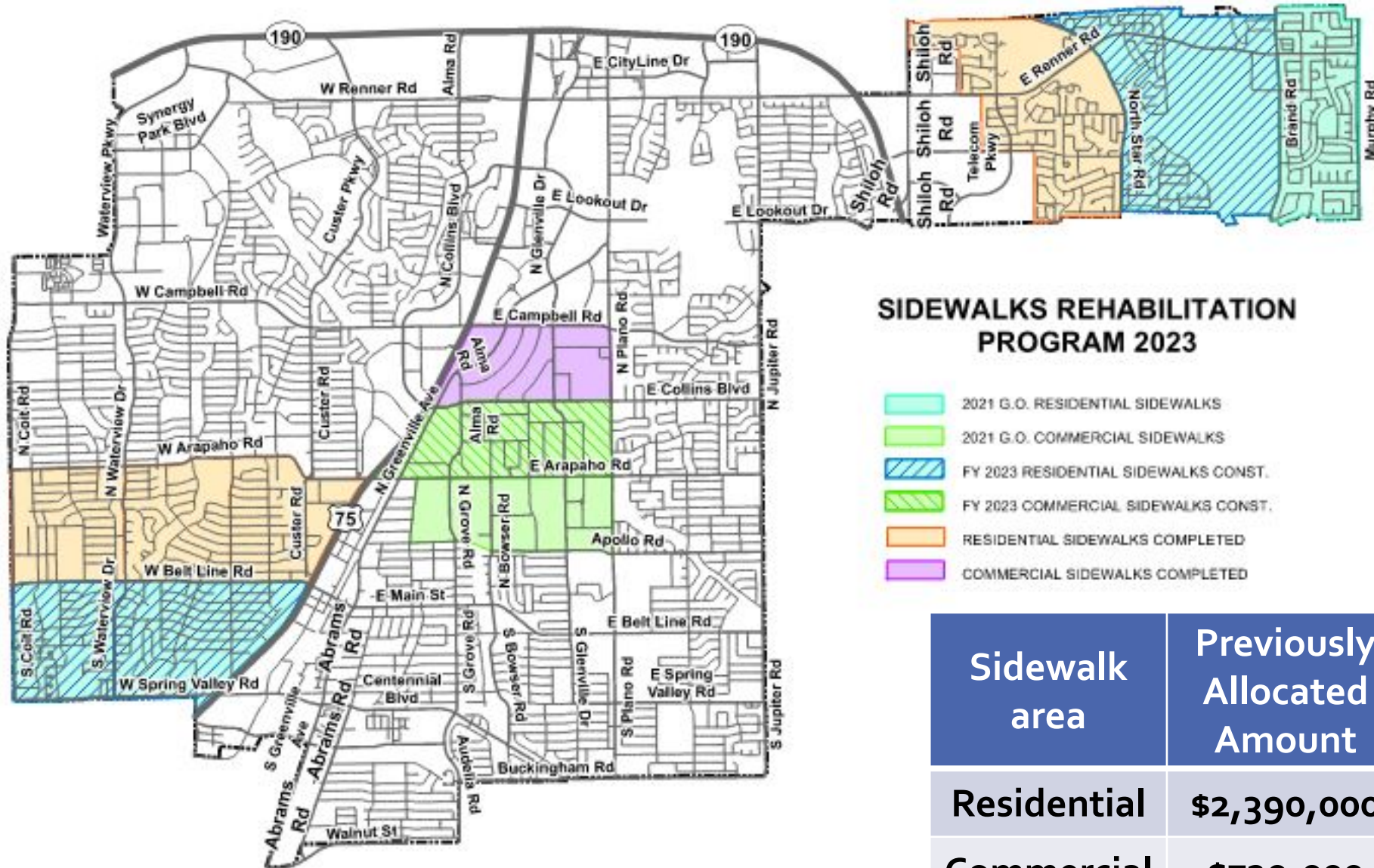


Sidewalk area	Allocated Amount (as shown)
Residential	\$2,390,000
Commercial	\$729,000

FY23 SIDEWALK CAPITAL PLAN

City Council Briefing: June 20, 2022

FY23 SIDEWALK CAPITAL PLAN



Sidewalk area	Previously Allocated Amount	FY23 Allocation
Residential	\$2,390,000	\$2,390,000
Commercial	\$729,000	\$571,000

FY22 ANNUAL FACILITIES MAINTENANCE PROGRAM PLAN STATUS

City Council Briefing: June 20, 2022

FACILITIES MAINTENANCE FUNDING

- In FY22 Council approved dedicating $\frac{1}{4}$ Penny of property tax revenues to Facilities Maintenance.
- This is in addition to normal Facilities Operating Expenses and is allocated for planned facility repairs and improvements that are capital in nature
- Dedicated funding year over year allows for improved planning and budgeting utilizing updated condition assessments and service repair data.

FY22 ANNUAL FACILITIES MAINTENANCE PROGRAM PLAN STATUS

Project Name	FY 21/22	Status	Completion Date
Service Center Chiller and Controls Replacement	\$206,000	Construction	February 2023
Service Center Boiler Replacement	\$32,500	Construction	September 2022
Eisemann Center HVAC System Repairs	\$35,000	Construction	September 2022
Fire Alarm and Security System Upgrades at Service Center, Animal Shelter and Huffhines Recreation Center	\$70,000	Construction	September 2022
Service Center Vehicular Gate Operator Replacement	\$40,000	Construction	June 30, 2022
Service Center Fuel Island Electrical Service Replacement	\$36,000	Complete	April 30, 2022
City Hall Office Modifications for new employees	\$15,000	Complete	May 30, 2022
Total	\$434,500		

FY23 ANNUAL FACILITIES MAINTENANCE PROGRAM PLAN STATUS

City Council Briefing: June 20, 2022

FY23 ANNUAL FACILITIES MAINTENANCE PROGRAM PLAN STATUS

Project Name	FY 22/23	Status	Completion Date
Service Center Fan Coil Units and Controls Replacement	\$265,000	Programmed	September 2023
Fleet Overhead Door Operators	\$10,000	Programmed	April 30, 2023
Service Center Security Upgrades (Lobby and Access Controls)	\$134,500	Programmed	September 2023
Huffhines Recreation Center Flooring Replacement (various rooms)	\$40,000	Programmed	May 2023
Total	\$449,500		

FACILITIES CAPITAL PLAN STATUS – JUNE 2022

City Council Briefing: June 20, 2022

FACILITIES CAPITAL PLAN STATUS – JUNE 2022

Project Name	FY 21/22	Status	Completion Date
City Hall Chillers and Air Handling Units 1-4 Replacement	\$1,400,000	Complete	May 28, 2022
Municipal Court HVAC Upgrades	\$230,000	Construction	September 2022
PD Detention Master Control HVAC Upgrades	\$60,000	Construction	September 2022
Eisemann Center Roof Repair/Restoration	\$1,000,000	Construction	December 2022
Richardson IQ – 1302 E. Collins Building Renovations	\$4,450,000	Construction	July 2022
Animal Shelter Kennel Upgrades	\$475,000	Construction	July 2022
Animal Shelter Public Entrance Reconstruction	\$375,000	Design	Summer 2024
Fire Station No. 5 Addition	\$450,000	Design	Fall 2024
Library and City Hall Renovations	\$3,100,000	Design	Summer 2025
Total	\$11,540,000		

FY23 FACILITIES CAPITAL PLAN

City Council Briefing: June 20, 2022

FY23 FACILITIES CAPITAL PLAN

Project Name	FY 22/23	Status	Completion Date
Animal Shelter Public Entrance Reconstruction	\$2,125,000	Design/Bid	Summer 2024
Fire Station No. 5 Addition	\$2,550,000	Design/Bid	Fall 2024
Library and City Hall Renovations	\$8,820,000	Design/Bid	Summer 2025
Total	\$13,495,000		

CAPITAL IMPROVEMENT PLAN REVIEW

TIMELINE SUMMARY

- **FY22 & FY23 Maintenance and Capital Improvement Plan Update Presentations**
 - Streets June 20, 2022
 - Alleys June 20, 2022
 - Sidewalks June 20, 2022
 - Facilities June 20, 2022
 - Parks June 20, 2022
 - Traffic June 20, 2022
 - Water/Wastewater June 6, 2022
 - Drainage June 6, 2020

NEXT STEPS

- Accept City Council feedback and suggestions
- Commence with Streets & Alley Rehab Plan
- Commence with 2021 Bond Program Year 2 Implementation Plan
- Provide periodic updates on bond CIP implementation through enhanced project reporting

